

Working Together

Writing, Teaching, Learning and
Practicing Collaboration

Collaboration in the Dep Ed curriculum

- “ Establish rapport and good interpersonal relationship ...Observe and respect individual differences” – Dep Ed TLE Curriculum Guide 2014
- “conduct a collaborative action to preserve the ecosystem in the locality” – Dep Ed Science Curriculum Guide 2014
- “poses questions and problems that may be answered using Statistics. collects or gathers statistical data....” – Dep Ed Math Curriculum Guide 2014

Context: APEC as a school chain



Lesson Guides are
written for the 46
teachers teaching
in all school sites

Assessment: Skills and Values in the Report Card

VALUES

- Integrity
- Responsibility
- Compassion
- Understanding
- Curiosity
- Determination
- Achievement
- Progress

SKILLS

- Communication
- Thinking
- Leadership
- Employability

Life Labs

- Students create projects to address a problem
- Focus is on skills not output
- Students begin to use concepts from subjects
- Standards change across the quarter

How do you teach teamwork?





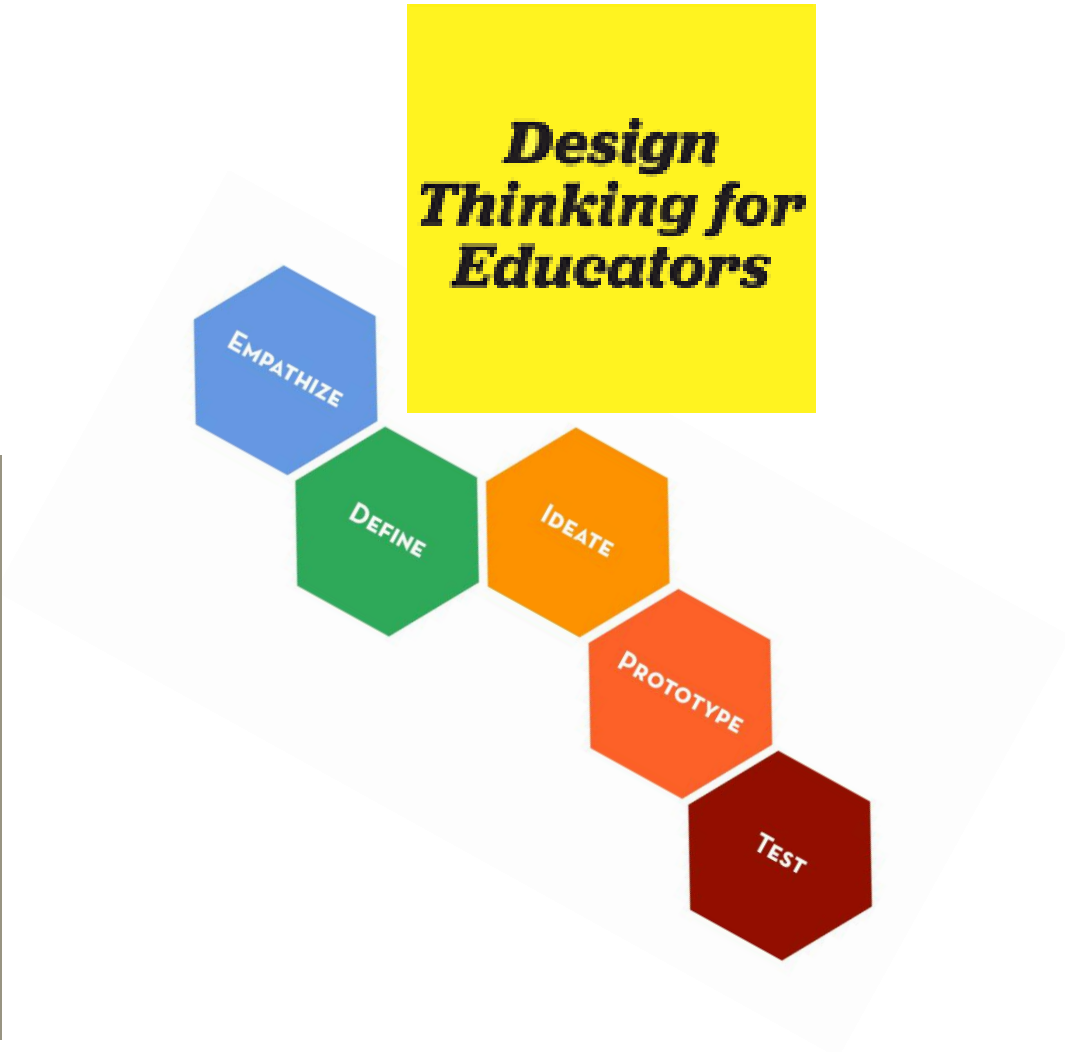
**What will
students create?**

1:46 / 2:59



HD

Resources





routines



new things

Structure in an unstructured process

DESIGN for
CHANGE

TINKLE magazine

₹60

I CAN

IDEAS that
CHANGED
the WORLD



25 million children saying I CAN

www.ofcworld.com



**Case Studies:
Begin with
examples**

A young boy with a questioning expression, wearing a black suit, white shirt, and red tie, is looking upwards. He is standing in front of a large, circular seal that reads "SEAL OF THE TINY PRESIDENT OF THE UNITED STATES". The seal features an eagle and a shield. To the right of the boy, there is a small American flag on a stand. The text "HOW TO CHANGE the WORLD (a work in progress)" is overlaid on the right side of the image in a white, hand-drawn font.

HOW TO
CHANGE
the WORLD
(a work in progress)

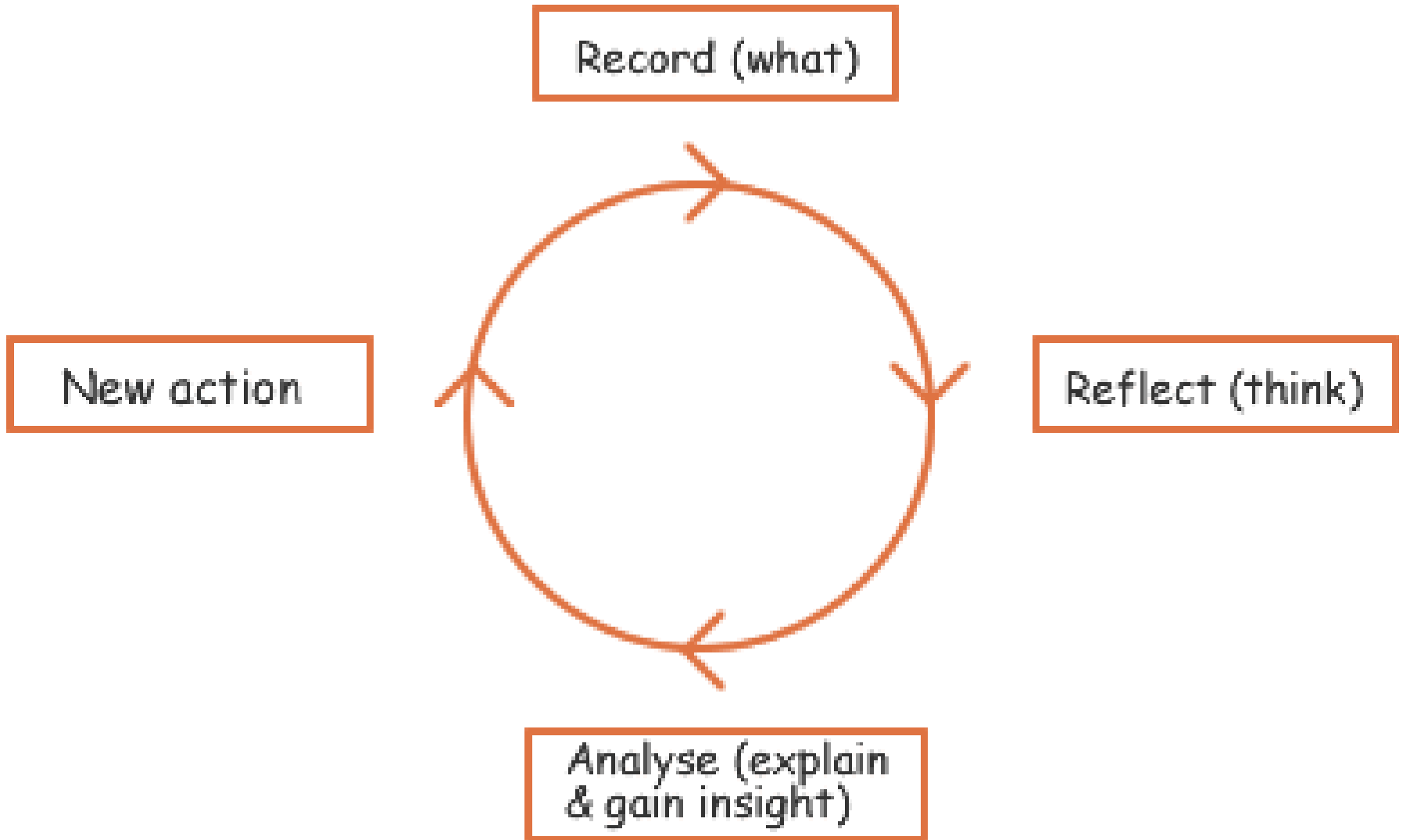
Honor Circle



Mentor Check-In



Skills focused reflection



Teacher Training




- Start small
- Social Nudging on SMS
- Build teacher support groups



TEACHER SUPPORT GROUPS

Share Difficulties




August 4, 2014



This is not exactly regarding the lessons, but I am having a problem with one of our honor circles. We chose our groups using draw lots, and unfortunately one group had all the "misbehaving" kids on (I have three extremely misbehaving kids in my section), and then 2 girls and I can really see that they were the only ones working. The three other kids would just "pretend" to work when I am around (I do check them and I even delegate the task to them, but when other groups needs my help and I leave this group, they would go back to square one).

I talked to them seperately during the reflection time of Life Labs and gave them additional reflection concerning their behavior (I asked them to reflect "Why am I not helping my group?". I honestly don't know what to do.

Share Surprises



August 13, 2014

Hello co-teachers! 😊 Had my first class of Life Labs-Week 4 earlier. It was tiring but all worth it when I saw the students' outputs. They all took it seriously that some even brought actual models of their projects. One group brought models of the trash bins they will create. Another already started shooting for the video they will be making. And one more group made their draft of the signs they will be posting. What's good about this was these outputs were just their outputs from their assignments last week (the one where the project manager assigns tasks to themselves and their team). Not from my instruction (but of course with my approval). I just didn't expect it to be so detailed. They really made me so proud. Because of this, some were able to breeze through the planning session. On the other hand, there were still students who cannot believe that they are actually going to do their projects. I am very hopeful for them. They all have good projects for this term. 😊

Share Feedback



March 11 at 9:06am



This is a video made by my students in C. Raymundo. I hope this will inspire you... Please give feedback, these will help them for their final presentation (this coming Friday).





**Find the
strength of the
classroom in
the
collaboration
of learners**